

# DOLCECLIMA® silent 12






DOLCECLIMA® SILENT 12 Code 01697



## FEATURES

Cooling capacity: 12.000 BTU/h<sup>(3)</sup>  
 Nominal cooling capacity: 2,85 kW<sup>(4)</sup>  
 Energy Class: **A**  
 Sound power: **38 dB (A) 63**  
 Rated energy efficiency index: EER 2,61<sup>(4)</sup>  
 Refrigerant gas: R410A<sup>(5)</sup>  
 No tank: automatic condensation disposal  
 Multifunction remote control  
 LCD Display  
 Timer 12h  
 Practical side handles  
 Wheels

## FUNCTIONS

-  **Fan mode:**  
Adjustable 3 fan speed. Fan only mode can also be used.
-  **Dehumidification mode**
-  **Auto mode:** automatic operation which regulates cooling in relation to the ambient temperature to optimize energy consumption.
-  **Sleep mode:** gradually increases the temperature set and ensures reduced noise for greater wellbeing at night.
-  **Turbo mode:**  
Maximum fan speed.  
Extra cool.



### METALLIC FINISHING

elegant finishing touch with silver metallic painting.



### REMOTE CONTROL

Multifunction remote control.



### CUBE POWER

The maximum in power combined with the maximum in efficiency: 2,85kW<sup>(2)</sup>



### TOUCH DISPLAY

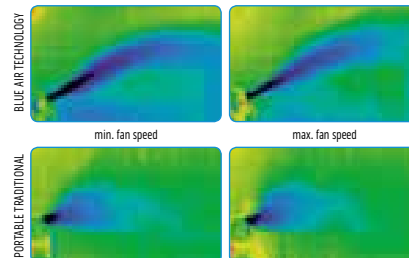
the most advanced technology in order to optimize the cooling performances.



### SILENT SYSTEM

Up to 10%<sup>(1)</sup> quieter at minimum speed, with a sound pressure of only 38 dB(A)<sup>(2)</sup>.

### BLUE AIR TECHNOLOGY



(1) Internal laboratory tests on traditional Olimpia Splendid range  
 (2) Declaration of test data in a semi anechoic chamber at a distance of 2m, minimum pressure fan only  
 (3) 35°C/80%UR  
 (4) In accordance with regulation EN14511  
 (5) Hermetically sealed equipment containing fluorinated gas

			DOLCECLIMA® SILENT 12
Product code			01697
Rated output power for cooling (1)	P rated	kW	2,8
Maximum cooling capacity (35°C / 80%UR)		BTU/h	12000
Rated power input for cooling (1)	PEER	KW	1,1
Nominal absorption in cooling mode (1)		A	4,8
Rated efficiency energy ratio (1)	EERd		2,6
Energy Efficiency Class in cooling mode (1)			
Thermostat off mode power consumption	POFF	W	19
Standby mode power consumption (EN 62301)	PSB	W	1,0
Hourly electricity consumption for single duct (1) cooling mode	QSD	kWh/h	1,1
Power supply		V-F-Hz	230-1-50
Power supply min / max		V	198 / 264
Power absorption in cooling mode (1)		W	1090
Maximum absorption in cooling mode (1)		A	4,82
Dehumidification capacity		l/h	1,1
Room air volume (max/med/min)		m³/h	410 / 345 / 255
Outdoor air volume		m³/h	440
Fan speeds			3
Flexible pipe (length x diameter)		mm	1500 x 120
Maximum remote control range (distance / angle)		m / °	8 / ±80°
Dimensions ( W x H x D ) (without packaging)		mm	460 x 767 x 395
Dimensions ( W x H x D ) (with packaging)		mm	484 x 852 x 448
Weight (without packing)		Kg	30
Weight (with packing)		Kg	34
Sound pressure level (6)	LWA	dB(A)	38-49
Sound power level (indoor only) (EN 12102)		dB(A)	63
Protection level			IP 10
Refrigerant gas*		Type	R410A
Global warming potential of refrigerant	GWP	kgCO2 eq.	2088
Refrigerant gas charge		kg	0,51
Maximum operating pressure		MPa	3,60
Maximum operating pressure suction side		MPa	2,10
Power cable (N° pole x section mm²)			3x1,5
Fuse			10AT

#### LIMITS OF OPERATING CONDITIONS

Indoor Ambient Temperature	Maximum temperature in cooling	DB 35°C - WB 32°C
	Minimum temperature in cooling	DB 16°C
Outdoor Ambient Temperature	Maximum temperature in cooling	DB 43°C - WB 32°C
	Minimum temperature in cooling	DB 18°C - WB 16°C

(1) TEST CONDITIONS: data refers to regulation EN14511

\*Hermetically sealed equipment containing fluorinated gas

All Olimpia Splendid portables includes a flexible duct to exhaust the air (o 120 mm, length 1,5 m)