

Bi2 Air SL Air inverter



Bi2 Air selected ADI DESIGN INDEX 2019 The prestigious selection that establishes the nominations for the Compasso d'Oro: the world's oldest industrial design award.



The fan coil with **Integral Design**. With **Multiset Control** for all configurations



Design by S. Ercoli & A. Garlandini

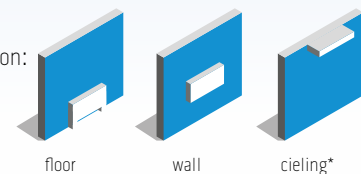


Remote control supplied

FEATURES

- Cools, Dehumidifies, Heats and Filters
- Essential aesthetics with intake from the lower side
- Metal front panel, sides in ABS
- Compact: thickness of just 12,9 cm, max 15 cm
- 5 sizes available
- DC brushless Motor
- Unique front body for comfortable working
- Motorised, steel air supply flap
- Anti-intrusion grids on air intake and outlet
- Removable filters on air intake
- Remote control unit supplied (for TR control only)

Installation:



floor wall ceiling*

Available in colors: White RAL 9003

MULTISET CONTROL

CONTROL TR (Touch Remote):

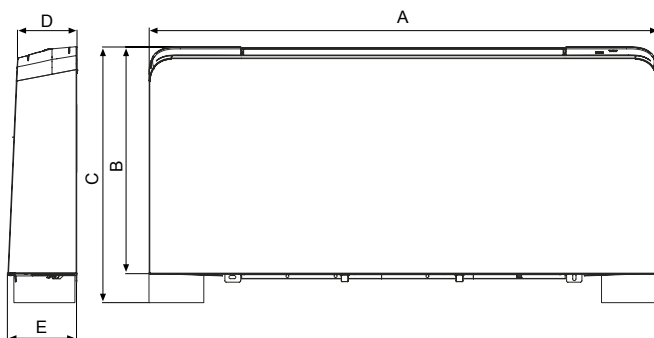
model envisions touch control on the machine and a remote control unit (supplied). Furthermore, via a selection of keys, remote control is possible with an Olimpia Splendid wall control unit or home automation, through the Modbus RS485 signal protocol.

CONTROL AR (Analogic Remote):

model allows universal remoting to be configured for all wall-installed control units and home automation systems, through the 0-10V analogue or 4 speed digital signal protocol.


*touch control on the machine and remote control disabled

MODEL	Bi2 SL Air inverter				
	SL air 200	SL air 400	SL air 600	SL air 800	SL air 1000
Bi2 SL air with command TR	code 01851	01852	01853	01854	01855
Bi2 SL air with command AR	code 01767	01768	01769	01770	01771



		200	400	600	800	1000
A	mm	695	895	1095	1295	1495
B	mm	599	599	599	599	599
C	mm	679	679	679	679	679
D	mm	129	129	129	129	129
E	mm	150	150	150	150	150
Net weight	kg	11,5	13,0	15,5	18,5	21,5

* Needed ceiling mounting kit and feet kit



- 1 Heat exchange coil
- 2 Tangential fan
- 3 Electric motor with resin-coated pack
- 4 Air supply flap and anti-intrusion supply grid
- 5 Condensation collector basin
- 6 Front body panel in electro-galvanised sheet steel
- 7 Anti-intrusion intake grid
- 8 Abs side panels
- 9 Touch control on machine (TR version)

MODEL	Bi2 SL Air inverter					
		200	400	600	800	1000
Total cooling capacity (a)	(E) kW	0,82	1,74	2,54	3,29	3,78
Sensible cooling capacity (a)	(E) kW	0,64	1,25	1,94	2,54	2,98
Water flow rate (a)	lt/h	142	302	446	573	655
Water pressure loss (a)	(E) kPa	13,1	8,2	19	18,7	18,2
Heating capacity (50°C) (b)	(E) kW	1,05	2,31	3,12	4,10	4,67
Water flow rate (50°C) (b)	lt/h	142	302	446	573	655
Water pressure loss (50°C) (b)	(E) kPa	10,9	6,8	15,8	15,5	15,1
Heating capacity (70°C) (c)	kW	1,77	3,88	5,21	6,88	7,83
Water flow rate (70°C) (c)	lt/h	152	334	448	592	673
Water pressure loss (70°C) (c)	kPa	10,9	7,0	14,3	12,7	12,5
Battery water capacity	l	0,47	0,8	1,13	1,46	1,8
Maximum operating pressure	bar	10	10	10	10	10
Water connections	inches	Eurocone 3/4	Eurocone 3/4	Eurocone 3/4	Eurocone 3/4	Eurocone 3/4
Air flow min (d)	m ³ /h	100	170	180	370	420
Air flow max (d)	m ³ /h	160	320	460	575	650
Absorbed power min	(E) W	5	6	7	8	9
Absorbed power max	(E) W	11	19	20	24	27
Sound power min Lw	(E) dB(A)	38	39	41	42	42
Sound power max Lw	(E) dB(A)	52	53	53	54	54
Sound pressure (f)	dB(A)	34	36	37	35	38
Electrical supply	V/ph/Hz	230/1/50	230/1/50	230/1/50	230/1/50	230/1/50

Performance at maximum ventilation speed

(a) Water temperature in battery inlet 7°C, water temperature in battery outlet 12°C, ambient air temperature 27°C b.s. and 19°C b.u.

(b) Water temperature in battery inlet 50°C, water flow in cooling + panel, inlet ambient air temperature 20°C

(c) Water temperature in battery inlet 70°C, water temperature in battery outlet 60°C, ambient air temperature inlet 20°C

(d) Air flow measured with clean filters

(e) Eurovent certificate

(f) Sound pressure measured at 1,5 m














ACCESSORIES Bi2 Air

Accessories control TR

	CODE	DESCRIPTION	COMPATIBILITY
ON BOARD CONTROL	STANDARD	The TR (Touch Remote) command envisions a touch control on the machine and a remote control unit (supplied). Furthermore, via a selection of keys, remote control is possible with an Olympia Splendid wall control unit or home automation, through the Modbus RS485 signal protocol.	B0736
			My Home by bticino
REMOTE CONTROL	B0736	LCD wall clock thermostat remote control kit. Programmable wall LCD thermostat control for MODBUS connection, RS485. Ability to control up to 30 units. Desired temperature selection, operation mode, fan speed, manual/programmable thermostat. Room sensor inserted in control. Backlit LCD. Presence contact input. The control is equipped with a 230/12VAC double insulation power transformer and a buffer battery. Wall installation with center to center distance compatible with standard recessed mounting box 503.	
	INDRZ	Mandatory factory addressing of the remote control kits in the case of remote management via Modbus connection with AQUADUE Control or Bticino MYHome Control	

Accessories control AR

	CODE	DESCRIPTION	COMPATIBILITY
ON BOARD CONTROL	STANDARD	The AR (Analogic Remote) model allows the universal remoting to be configured for all wall-installed-controls and the home automation systems, through the 0-10V analogue or 4 speed digital signal protocol.	B0151 B0152
REMOTE CONTROL	B0151 PHASE OUT	Wall control kit with thermostat, summer/winter selector and speed switch. Wall thermostat with room sensor, On-Off switch, three-speed fan and summer/winter selector. Temperature range setting from 5 ° C to 30 ° C. 230 V supply. It has two 230VAC hot water and cold water solenoid outlets and an inlet water temperature sensor.	
	B0152	Recessed control kit LCD with ambient sensor and thermostat, summer/winter selector and speed switch. Electronic recessed thermostat with ambient sensor, On-Off switch, fan speed selector (min, med, max and auto), ambient temperature, minimum water sensor mode and summer/winter selector. Temperature range setting from 5 ° C to 30 ° C. 230 V supply.	

	CODE	DESCRIPTION
HYDRAULIC KITS	 B0139 B0832	2 way group valves with thermoelectric actuator kit. 2-way valves unit kit with 4-wire thermoelectric actuator and end run micro switch. Consists of a valve with thermoelectric actuator and holder, the first allows for the control of terminal thermal emissions intercepting water passage; the holder allows the balancing of system load losses. This kit is mandatory in version SLR except in the case of using a 3-way valve kit or in the presence of a collector with thermoelectric heads.
	 B0641 B0833	2-way valves group kit with thermoelectric actuator and bypass branch with pressure relief valve. 2-way valves unit kit with 4-wire thermoelectric actuator and end run micro switch and by-pass branch with pressure-relief valve. The kit consists of a valve with thermoelectric actuator, a holder and a bypass with a pressure relief valve, the first allows the control of terminal thermal emissions intercepting water passage; the holder allows the balancing of system load losses while the by-pass maintains the system balanced even with cabinet excluded. This kit is an alternative to the 2-way solenoid valve kit. (Required in SLR version)
	 B0635 B0834	3-way group valves kit with thermoelectric actuator. 3-way valves unit kit with 4-wire thermoelectric actuator and end run micro switch. Consists of a three-way diverter valve with thermoelectric actuator, and a holder. The first allows the control of terminal thermal emissions intercepting water passage; the holder allows the balancing of system load losses; the by-pass keeps water circulating in the system. This kit is an alternative to the 2-way solenoid valve kit (required in version SLR).
	The valve unit kits with thermoelectric actuator are recommended for the following command kits to activate chiller and boiler: B0659 - B0673 - B0707 - B0774 - B0772 - B0828 - B0756	
	 B0205	Manual 2-way group valves kit. Consisting of a valve and a holder, the first allows the cabinet to be manually excluded from the system, while the holder allows the balancing of system load losses.
	 B0204	Manual 2-way valve isolation kit. Avoids condensation during the cooling operation (already included in the other thermoelectric hydraulic kits).
	 B0501	Spacer kit (No. 1 unit) 3/4 Eurokonus. Available for multilayer pipes d. 20 mm. (which do not allow adequate bending radii), no. 1 or 2 kit. for machine according to the type of installation.
	 B0200 B0201	Adaptors couple kit. Allows you to transform the Bi2 3/4 " Eurocone connection into a standard 1/2 "(B0200) or 3/4 "(B0201) gas thread connection.
	 B0203	Kit 90° Eurokonus bend. Facilitates the connection in case of hydraulic connections with walled pipes
	ELECTRICAL KITS	 B0839
 B0853		Feet kit for smart Bi2 air. Kit of two aesthetic feet for coverage of any floor pipes. Available in white.
RECESSED KIT	 B0852	Floor fixing bracket kit Bi2 air Kit support brackets and mounting the floor of the terminal (applications front windows or on non-bearing walls). It also has the function of aesthetic kit (color off white).
	 B0847 (200) B0848 (400) B0849 (600) B0850 (800) B0851 (1000)	Back panel in painted sheet (for front glass applications).
	 B0520 (200) B0521 (400) B0522 (600) B0523 (800) B0524 (1000)	Bi2 ceiling installation kit (Excluding versions SLR)